



IEEE EMC+SIPI 2021 | Virtual Symposium Information & Attendee Guide

Access Information and Program Details:

To access the IEEE EMC+SIPI 2021 virtual symposium, click the following link: <https://www.engagez.net/emc-sipi2021>. To enter the venue, you must be registered. All session listings are available under the 'Program View' and 'Program Categories' tabs along the top navigation menu bar and can be filtered by session type (e.g., Room). The program consists of a combination of live, pre-recorded, and on-demand content.



All pre-recorded videos within a session (except for On-Demand sessions) will play automatically according to the program.

- **Workshops/Tutorials** will take place beginning on 2 August at 11:00 AM EDT (GMT -4).
- The **Main Technical Program** will begin on 9 August at 1:30 PM EDT (GMT -4).
- The **Keynote Presentation** will air on 9 August at 11:00 AM EDT (GMT -4).
- **Four (4) Ask the Experts sessions are live** and available daily from 1:30 – 2:30 PM EDT (GMT -4) on August 2, 3, 4 & 5.
- **Special Sessions** run from 10 – 13 August, 11:00 AM – 3:30 PM EDT (GMT -4), consisting of an A and B session.
- **Experiments & Demos** are available On-Demand and attendees can view them at their own leisure beginning 2 August. Join Live Q&A Sessions with the Experiments and Demonstration Presenters on 6 August from 10:00 – 10:45 AM EDT and on 13 August from 10:00 – 10:45 AM EDT (GMT -4).
- **Seven (7) Sponsor Technical Presentations** will run from 4 – 13 August, from 10:00 – 10:30 AM EDT (GMT -4) on varying days.
- **Sponsor / Exhibit Hall** will be open during the Symposium, 2 August – 6 August and 9 August – 13 August at 11:00 AM EDT (GMT -4) - 3:30 PM EDT (GMT -4) each day.



- Finally, a special “Whisky Talk” with The Clydeside Distillery will be held as a live presentation from 3:30 – 4:30 PM EDT (GMT -4) on 12 August.

OnDemand access for all the symposium’s content is available through 30 September until 11:45 PM EDT (GMT -4).

Logging in and Creating Your Profile:

The platform can be accessed at: <https://www.engagez.net/emc-sipi2021>

The log-in screen looks like this:





Welcome to the IEEE EMC+SIPI 2021 Virtual Symposium

Sign In

[Not registered? Register here!](#)
[CREATE or UPDATE Password](#)

To access the virtual environment, **you must use the same email address you used during the registration process**. First, you'll need to create a password. Click on "CREATE or UPDATE Password" and follow the prompts (**please be sure to check your Spam or Junk folder for the password reset email**). After you have logged in to the platform, we encourage all attendees to complete their Attendee Profile. To do this, simply navigate to the top right of the screen. Locate the button with the circular head icon and associated drop down menu and select the option labeled "Profile / Account".



Select "Profile / Account", and review and update your profile by clicking on "Edit Profile". By adding more information to your profile, it will make it easier for colleagues, authors, speakers, exhibitors, and other attendees to find you, and network with you, during the virtual symposium. Please set up your password and profile at the start of the symposium on 2 August.

On-Demand Experiments / Demos Sessions:

Starting on 2 August, the pre-recorded Experiments/Demos sessions will be located inside the 'Program Categories' section of the virtual platform and can be viewed anytime throughout the symposium. They are not bound by date and time, so viewers can watch them on their own schedule. There will be two, 45-minute dedicated Live Q&A sessions for Experiments and Demos, on 6 August and 13 August, at 10:00 AM EDT (GMT -4).

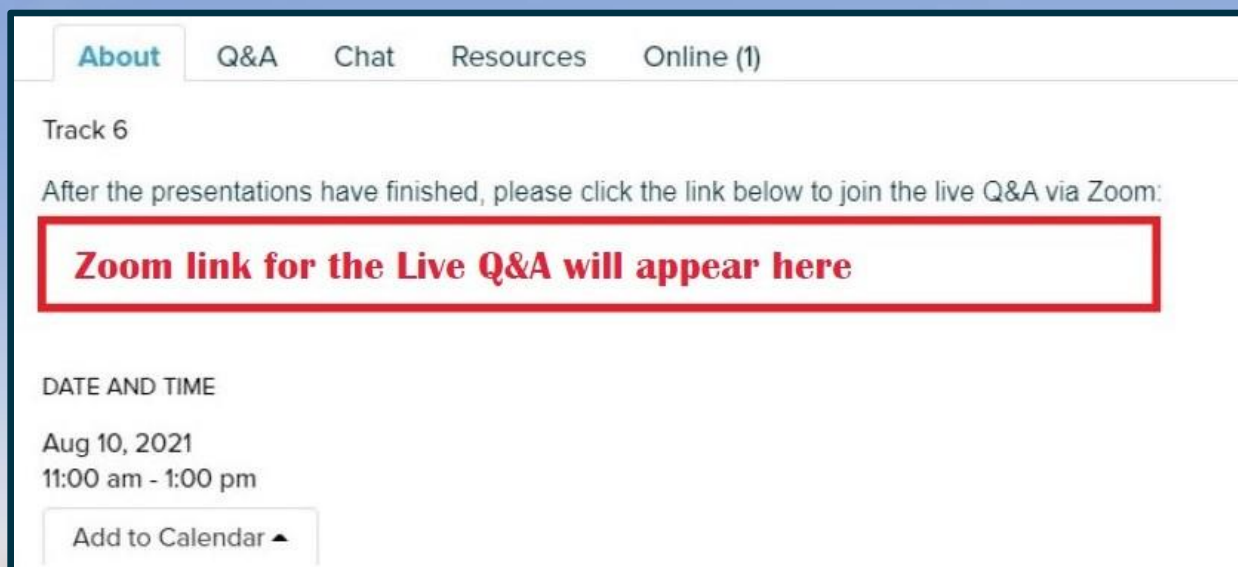
Live Sessions & Live Q&A's (Technical Sessions, W/T's, Special Sessions):

All live sessions, which includes 1 Keynote, 4 Ask the Experts Panels, Whisky Talk, and all Technical Session, W/T's and Special Sessions Q&A's will be taking place via Zoom. As an attendee, navigate the program to find the session you wish to attend, and click it to enter.



Participants will then be guided to join the meeting once they arrive at each session page. By clicking the green button near the top of the screen, the Zoom client will open in a separate window and the session will begin. (This applies to the Keynote, Ask the Experts Panels and the Whisky Talk).

The Zoom link for the Live Q&A's for Technical Sessions, W/T's, and Special Sessions will be located in the **About** section of each session, as a long URL. Q&A sessions will begin according to the Program (i.e., the pre-recorded technical presentations will run according to schedule, with break videos highlighting the sponsors sprinkled throughout select sessions to keep the session on track). Session Chairs and volunteers are instructed to wait until the scheduled Q&A time to start the Zoom. Attendees should plan to arrive to the Q&A a few minutes early, wait in the Waiting Room, until the Session Chair and/or volunteer launches the meeting.



The screenshot shows a navigation bar with tabs for 'About', 'Q&A', 'Chat', 'Resources', and 'Online (1)'. Below the navigation bar, the text reads 'Track 6' followed by 'After the presentations have finished, please click the link below to join the live Q&A via Zoom:'. A red-bordered box contains the text 'Zoom link for the Live Q&A will appear here'. Below this, the date and time are listed as 'Aug 10, 2021' and '11:00 am - 1:00 pm', with an 'Add to Calendar' button.

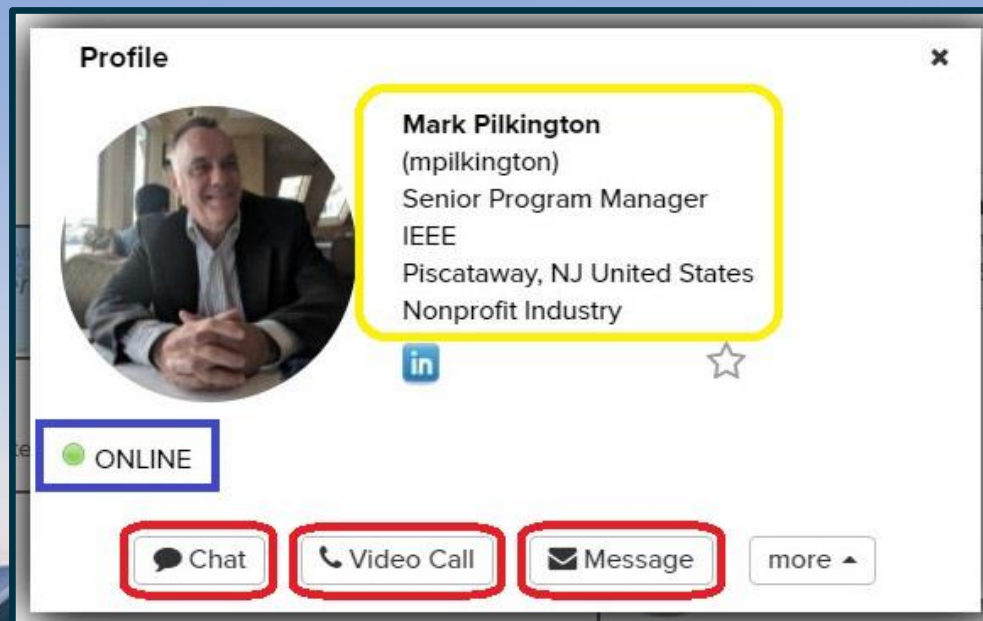


Sponsor Exhibit Hall:

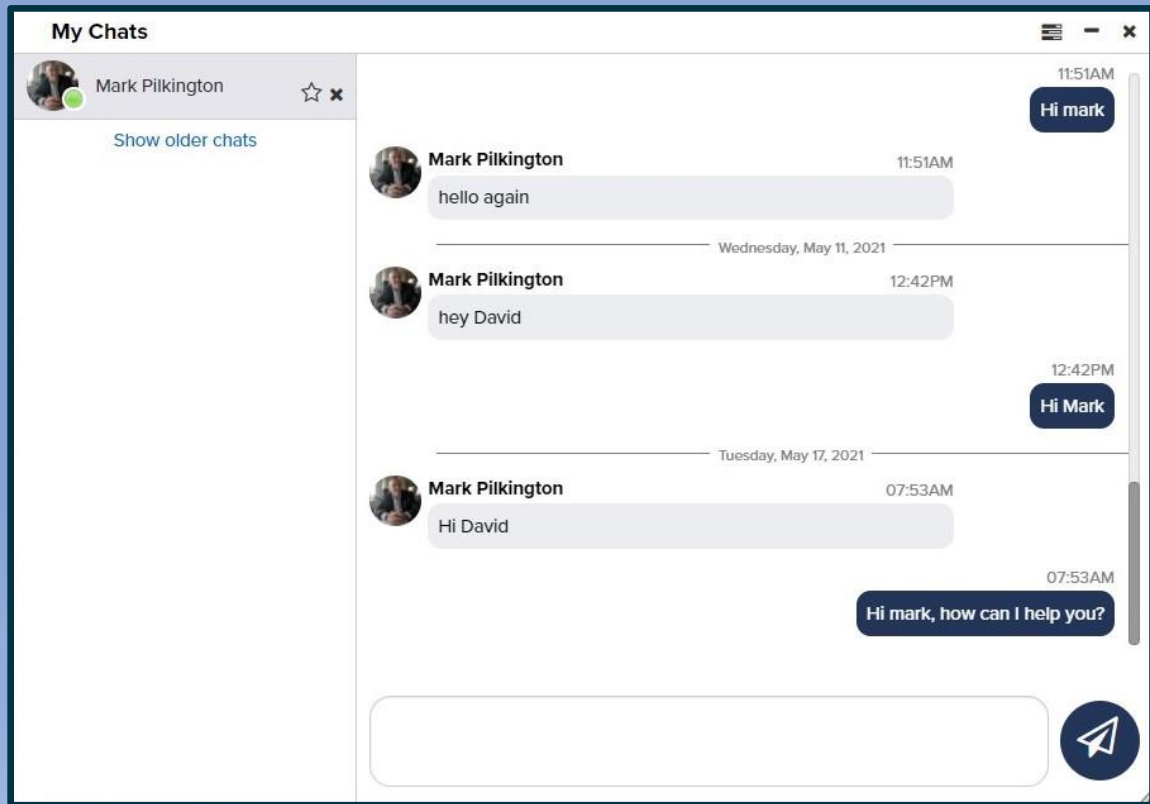
The virtual Sponsor Exhibit Hall will be open to all attendees for the duration of the symposium. Please take the time to visit our symposium partners' virtual exhibit booths. Each booth will contain various materials provided by each Sponsor, which may include videos, files, one-pagers, brochures, downloadable resources such as PPT's and PDF's, useful links, and more. Attendees will also have the ability to meet with booth staff representatives. You can send direct messages, conduct video chats, and book one-on-one meetings.

Social Lounge:

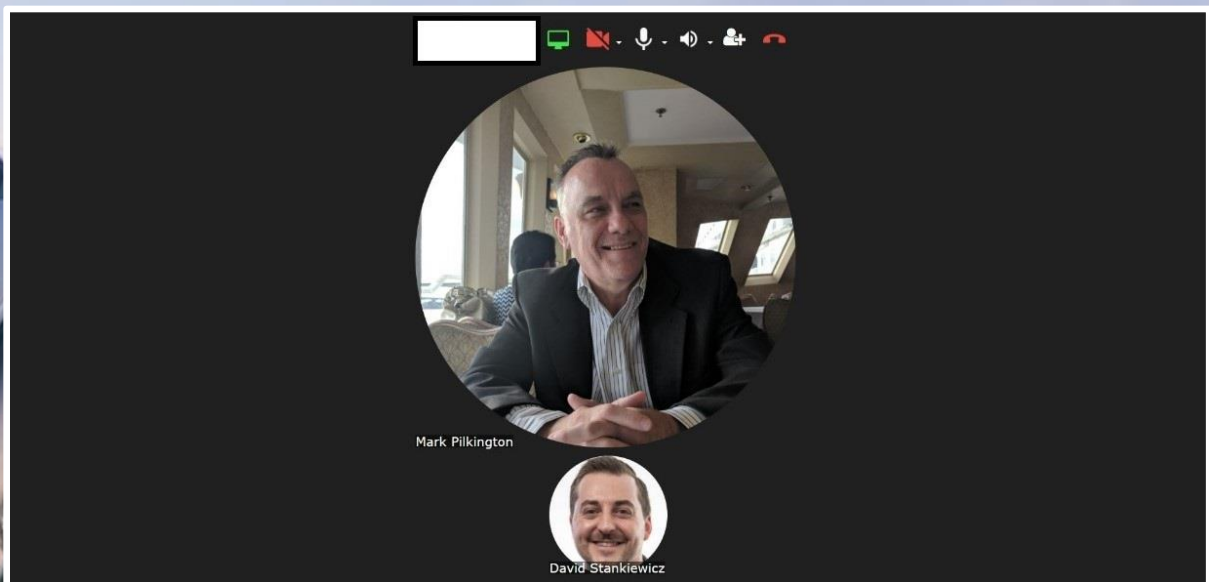
Explore the virtual event's social lounge to view who is online. The green circle next to an attendee's profile picture is an indicator that they are logged into the platform. There are several ways to engage with other attendees:



- Chat: One-on-one text-based chats directly through the platform.



- Video Chat: Open a one-on-one video call with another attendee or invite a group of people (up to 50) to join your video call.



- Message: Just like email, you can send messages, including attachments, to other attendees.

My Messages - Compose a Message ✕

To: Mark Pilkington

Message:

Attach my vCard

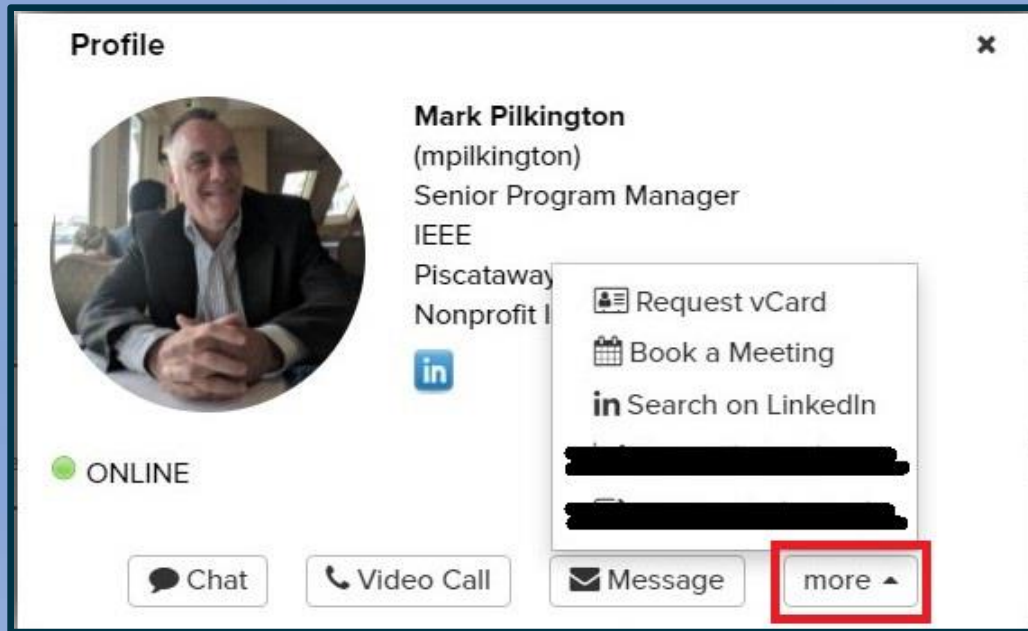
▶ Attach File

(All fields required)

- Book a Meeting: Compare calendars with other attendees to find the right time to meet at a future date and time.



- Request vCard: View more detailed information about other attendees that have completed their virtual business card.



Virtual Symposium Platform | Supported Browsers and OS:

EMC+SIPI 2021 is leveraging the Engagez virtual conferencing software for the event. The Engagez virtual platform is compatible with the following:

Supported Browsers for PC running Windows 10 or newer	Supported Browsers for Mac running Mac OS 10.15 or newer
<ul style="list-style-type: none"> ✓ Google Chrome v87+ ✓ Mozilla Firefox v83+ ✓ Microsoft Edge Browser v87+ 	<ul style="list-style-type: none"> ✓ Google Chrome v87+ ✓ Mozilla Firefox v83+ ✓ Safari v10.14+

Engagez also supports a fully responsive virtual symposium experience on iOS and Android smartphones and tablets.

Audience Bandwidth Requirements:

For viewing the video presentations, a minimum internet connection of 800 Kbps is recommended. If you are experiencing any audio or video playback issues, verify your internet speed and reduce network congestion to improve quality. In addition, try clearing your cache and cookies, then reloading or refreshing your web browser.

Help Desk Information:

Please direct any questions about access, technical issues, or the virtual symposium platform, to the IEEE MCE Digital Events production team. Email Brett Houseal at b.houseal@ieee.org, Mark Pilkington at m.pilkington@ieee.org, and David Stankiewicz at d.stankiewicz@ieee.org.

For questions about symposium registration, please email: virtualinfo@emcss.org.

